





LIFT TABLE SPECIFICATIONS

COLOUR:			
	Grey	Black	White
Colour code:	GA	NR	BL
FINISH:	Glossy		

Name: Empire II-2T
 Model #: SH-LTM-2L-23.5T-GA/2M-2

ACTIVATION

ELECTRICAL

2-motor



SENSOR PRESSURE



TYPE OF REMOTE



NUMBER ON THE DISPLAY AT THE

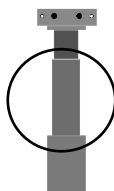
LOWEST SETTING (INCHES)

24.0

49.6

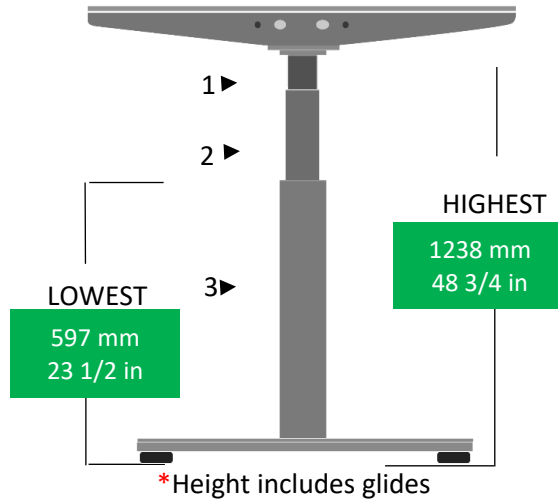
TELESCOPIC LEGS

Narrows at top



NUMBER OF LEG SECTIONS

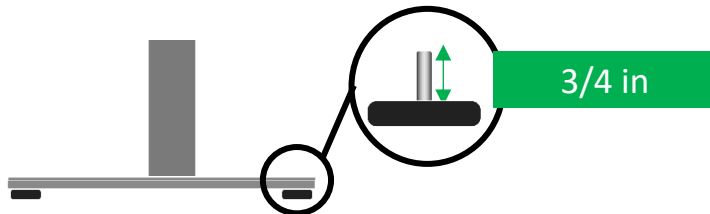
3 Sections



GLIDES

Threading:

M6



BODY

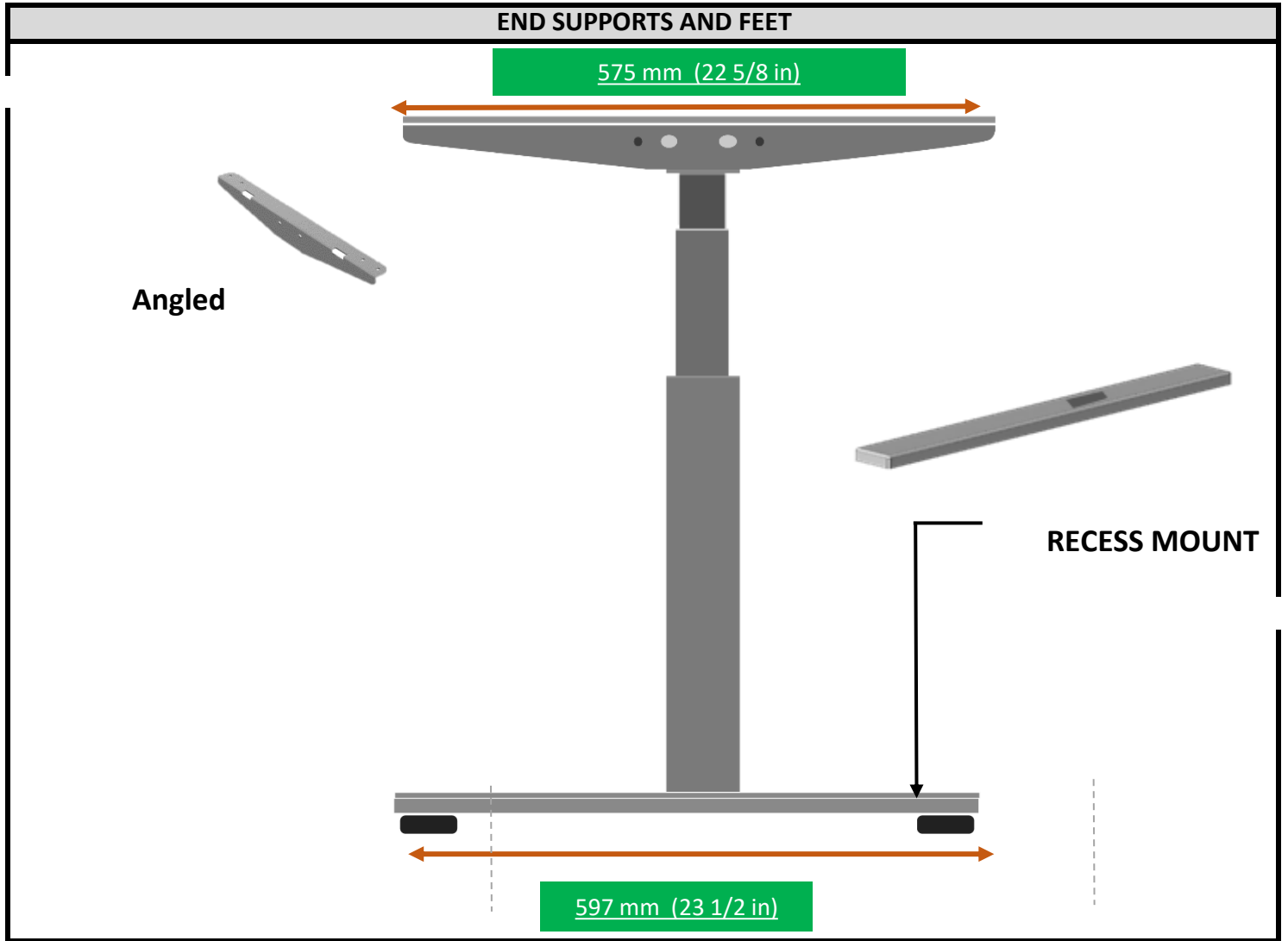
TABLE SUPPORT DETAIL

2 Legs



WIDTH RANGE:

	Smallest	Biggest
in	43 5/16	63
mm	1100	1600



PACKAGING

Number of Boxes

1 box

Box Dimensions

Length	1054 mm	41.5 in
Width	267 mm	10.5 in
Height	199.5 mm	7.85 in
GW	28.5 kg	61.7 lbs

Protection Requirements

FOAM ISTA 3A

TECHNICAL SPECIFICATIONS

Operation speed:

in/second: 1 1/4

Sound level of operation:





Decibels: 40

Weight capacity:

Kgs: 120

Lbs: 265

Certifications:

Duty cycle:

Max.10% or 2 min.on and
18 min.off

Power (A/V, Hz):

110V/240V-50/60Hz

Idle consumption

<0.5 W