





LIFT TABLE SPECIFICATIONS

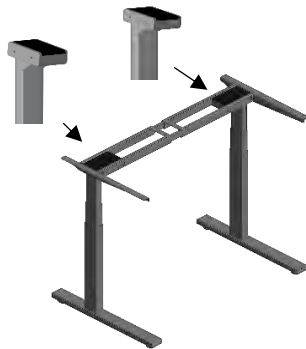
Name: Empire II-2
 Model #: SH-LTM-2L-27.5-GA/2M-2

COLOUR:			
	Grey	Black	White
colour code:	GA	NR	BL
FINISH:	Glossy		

ACTIVATION

ELECTRICAL

2-motor



SENSOR PRESSURE



TYPE OF REMOTE



NUMBER ON THE DISPLAY AT THE


LOWEST SETTING (INCHES)

24.0

49.6

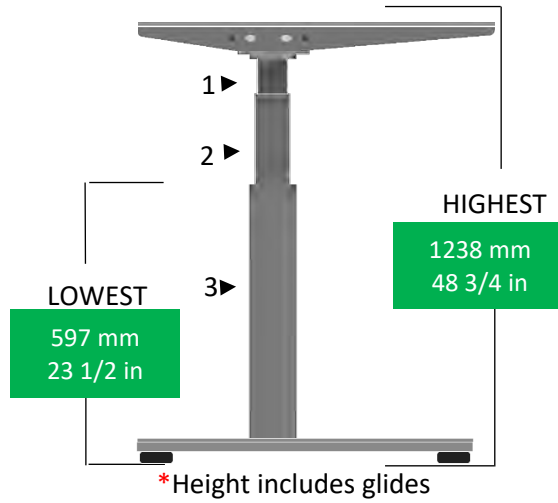
TELESCOPIC LEGS

Narrows at top



NUMBER OF LEG SECTIONS

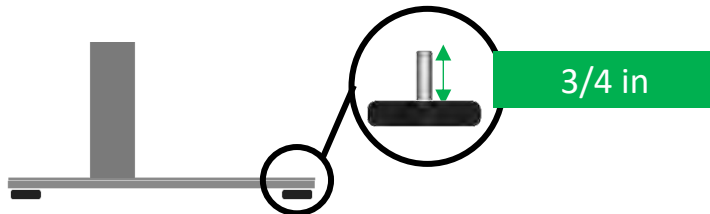
3 Sections



GLIDES

Threading:

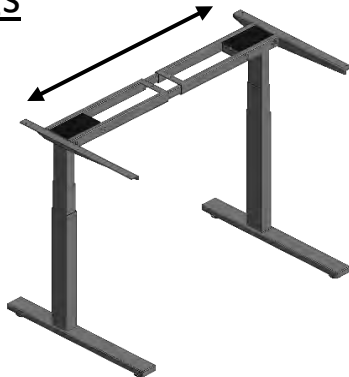
M6



BODY

TABLE SUPPORT DETAIL

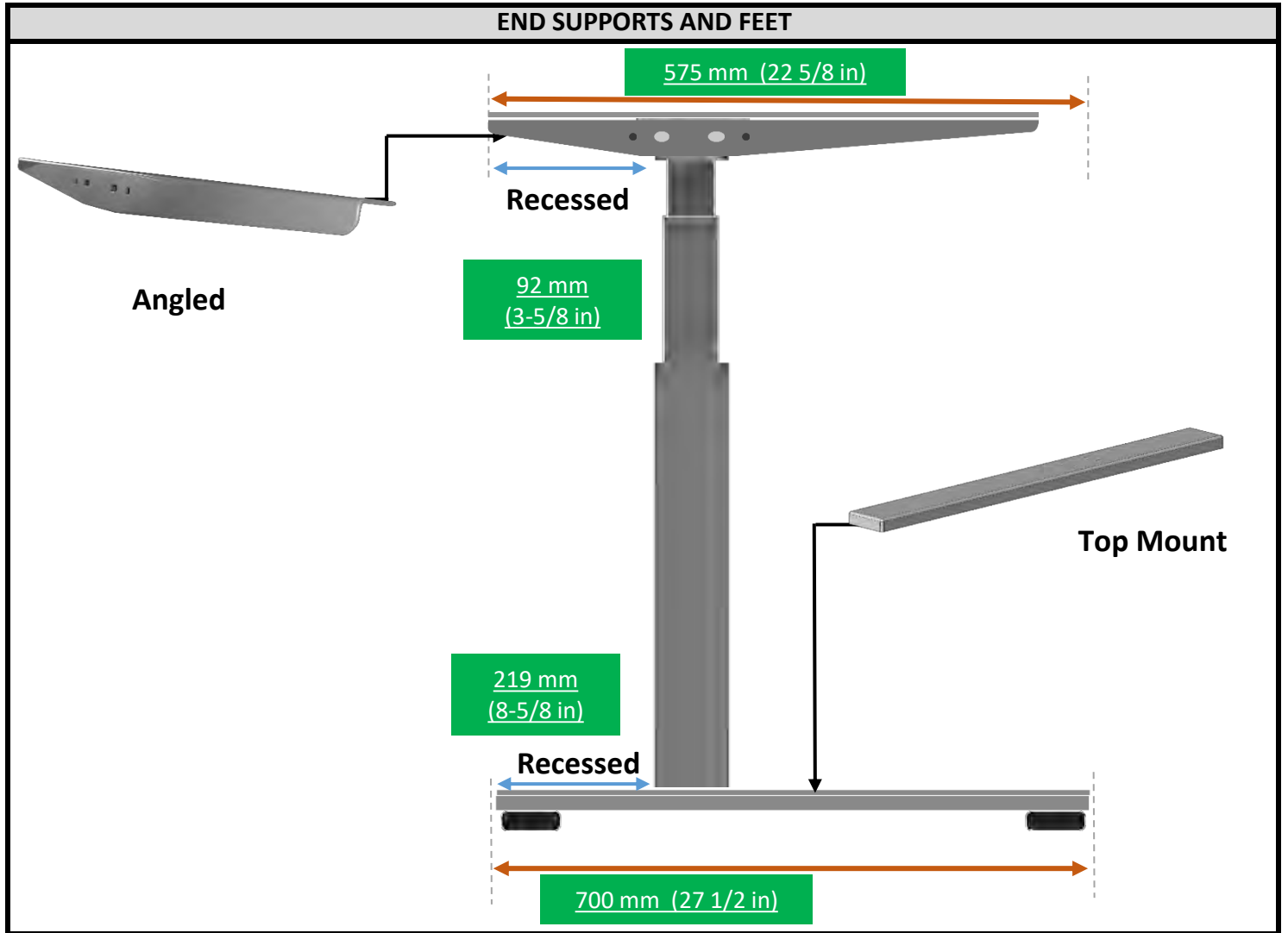
2 Legs



WIDTH RANGE:



	Smallest	Biggest
in	43 5/16	63
mm	1100	1600



PACKAGING

Number of Boxes		1 box		Protection Requirements	
Box Dimensions		FOAM ISTA 3A			
Length	1054 mm	41.5 in			
Width	267 mm	10.5 in			
Height	216 mm	8.5 in			
GW	28.5 kgs	61.7 lbs			

TECHNICAL SPECIFICATIONS

Operation speed:

in/second: 1 1/4

Sound level of operation:





Decibels: 40

Weight capacity:

Kgs: 120

Lbs: 265

Certifications:

Duty cycle:

Max.10% or 2 min.on and
18 min.off

Power (A/V, Hz):

110V/240V-50/60Hz

Idle consumption

<0.5w

|